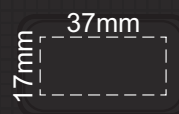
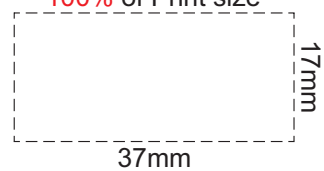



45% of Actual Size  
Laser Engraving




100% of Print size



45% of Actual Size  
Resin Dome



100% of Print size


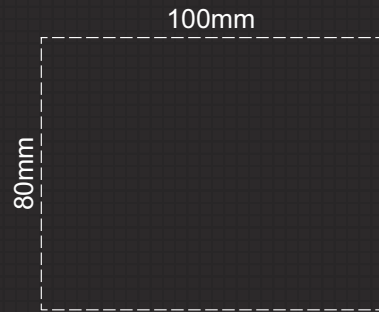
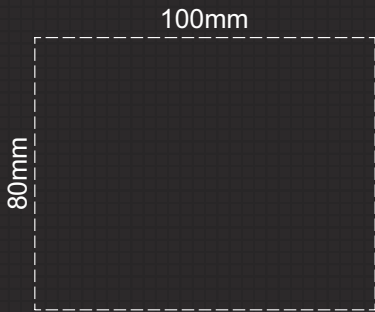


Blue Line = The SIGNIFICANT PRINT AREA  
(Keep all critical images & text within this box)

Black Line = Maximum print area

Pink Line = Bleed off to here

45% of Actual Size  
Colourflex Transfer  
Faux Embroidery  
SIDE 1



45% of Actual Size  
Colourflex Transfer  
Faux Embroidery  
SIDE 2

